



Certifications & Ratings

- RoHS compliant

Application

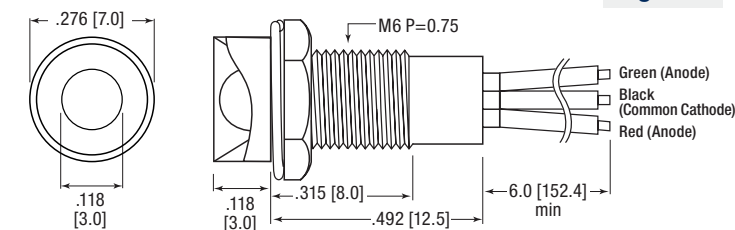
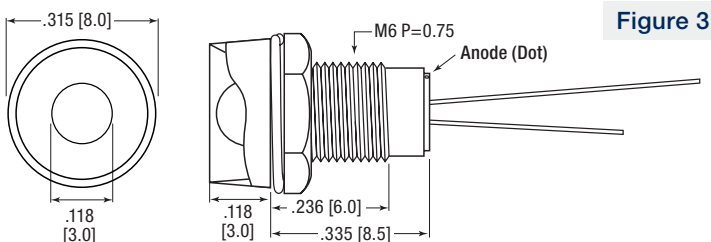
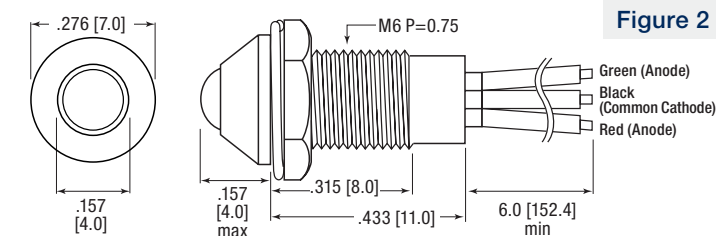
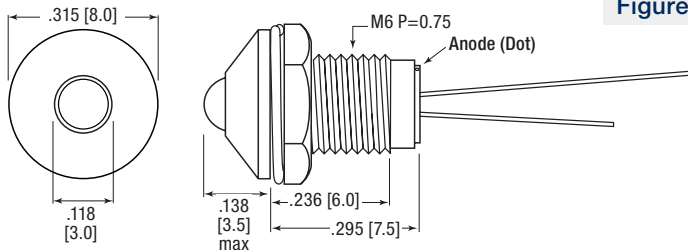
The 606 Series LED Panel Mount Indicators are designed for a variety of applications such as:

- Main power indication
- Remote power indication
- Status indication
- Maintenance and warning indication
- Instrumentation

... and many more!

Dimensions

inches [mm]



Mechanical Information

Mounting Hole Size:	0.244" (6.2 mm)
Max Panel Thickness:	0.138" (3.5 mm)
Mounting Torque:	0.362 lbs/ft (5 kg/cm) torque

Specifications

Voltage Options:	2 VDC (resistor required) 6 and 12 VDC / bi-color (no resistor required)
Operating temp:	-25 °C to +85 °C (-13 °F to +185 °F)
Storage Temp:	-25 °C to +100 °C (-13 °F to +212 °F)
Electrical Connection:	Through hole and 24 AWG wire leads (bi-color only)
Housing:	Brass—Chrome Plated
Terminals:	Copper—Nickel Plated
Wire Leads:	6" on bi-color only
Lock washer:	Iron—Nickel Plated
Nut:	Brass—Nickel Plated

Ordering Information 606 Series

Part Number	Color	Voltage (VDC)	Current (mA)	Typical Intensity* (mcd)	LED Position	Finish	Figure	
606-1111-110F	● Red	2	5	8	Protruding	Chrome	1	
606-1211-110F	● Green		15	30				30
606-1311-110F	● Yellow			30				
606-1215-110F	● Green			30			1 w/ Wire Leads	
606-1415-110F	●● Red/Green	6	10	35/18	Recess		2	
606-1415-120F	●● Red/Green			35/18				
606-1415-130F	●● Red/Green			12			35/18	
606-2111-110F	● Red	2	5	8	Recess		3	
606-2211-110F	● Green		15	30				
606-2311-110F	● Yellow			30				
606-2415-110F	●● Red/Green		6	10		35/18	4	
606-2415-120F	●● Red/Green	35/18						
606-2415-130F	●● Red/Green	12			35/18			

*Bi-color intensity (Red/Green)