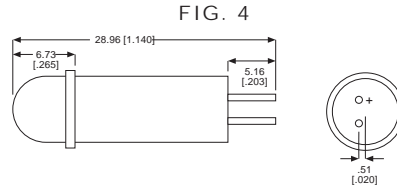
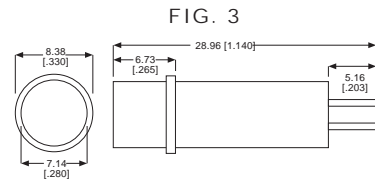


LED PANEL MOUNT INDICATORS

507 SERIES CARTRIDGES FOR USE WITH HOLDERS & CLIPS

PART NO.*	COLOR	V _F	mA	mcd†	FIG.
507-4762-3331-500	Red	2	20	30	3
507-4862-3332-500	Green	2.1	20	40	3
507-4962-3333-500	Yellow	2.1	20	45	3
507-5062-3334-500	Blue	3	10	100	3
507-4757-3331-500	Red	5	15	10	3
507-4857-3332-500	Green	5	20	50	3
507-4957-3333-500	Yellow	5	20	35	3
507-5064-3334-500	Blue	5	10	100	3
507-4759-3331-500	Red	10	15	10	3
507-4859-3332-500	Green	10	20	50	3
507-4959-3333-500	Yellow	10	20	35	3
507-5066-3334-500	Blue	10	10	100	3
507-4760-3331-500	Red	14	20	10	3
507-4860-3332-500	Green	14	20	50	3
507-4960-3333-500	Yellow	14	20	35	3
507-5067-3334-500	Blue	14	10	100	3
507-4761-3331-500	Red	28	15	10	3
507-4861-3332-500	Green	28	20	50	3
507-4961-3333-500	Yellow	28	20	35	3
507-5068-3334-500	Blue	28	10	100	3



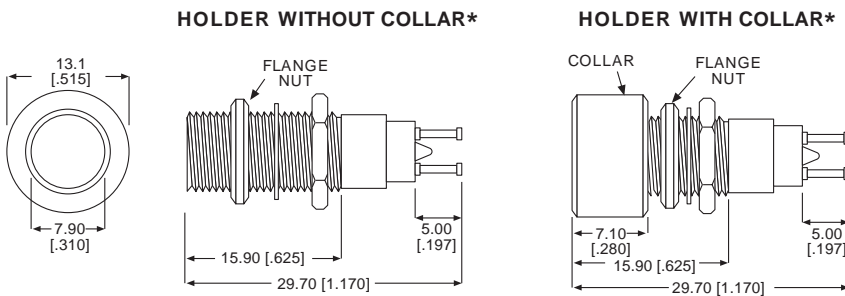
Polarity: To facilitate proper installation of the cartridge, the cartridge is marked on the cartridge housing and the terminal base is keyed.

***PART NUMBER ORDERING CODE**
507 - xxxx - xx3x - 500
 Series Lens Shape:
 33 - Fig 3 = Cylindrical
 37 - Fig 4 = Stovepipe

† mcd intensity of LED

* Blue mcd rating with cylindrical cap is 100 mcd; stovepipe cap is 275 mcd

250 DATALITES® & 508 SERIES HOLDERS FOR 3/8" MOUNTING HOLE

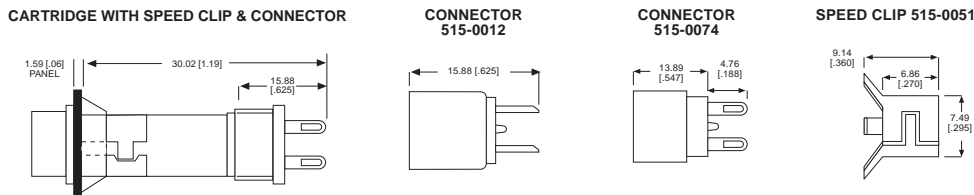


***PART NUMBER ORDERING CODE**
250 - xx38 - 14 - 504
508 - xx38 - 504
 Series Terminal Type:
 87 = Turret Terminals
 74 = Solder Blade (Not Shown)
 75 = Solder Cups (Not Shown)

508-8738-504

Material & Finish: Housing, Cartridge and Holder - Black Anodized Aluminum. Cap -High Impact Plastic
 Terminals of holders marked A and B. A = Positive

515 SERIES CONNECTORS & SPEED CLIPS FOR 9/32" MOUNTING HOLE



† mcd intensity of LED

Material & Finish: Housing, Cartridge and Holder - Black Anodized Aluminum. Cap -High Impact Plastic
 Dimensions in mm [inches]

